

8

7

6

5

4

3

2

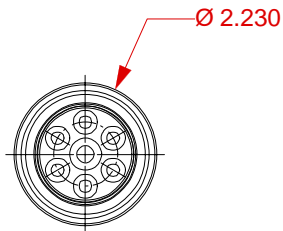
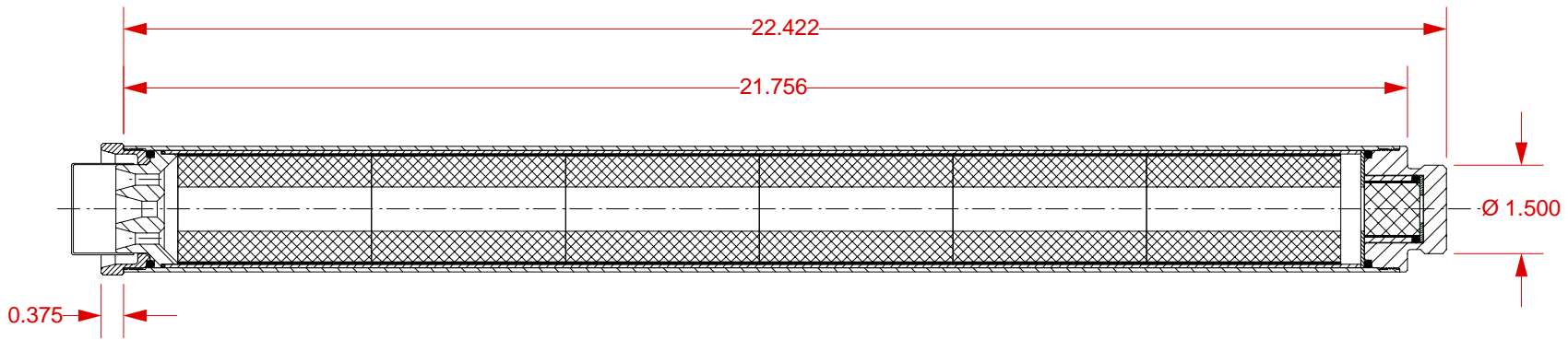
1

REVISIONS

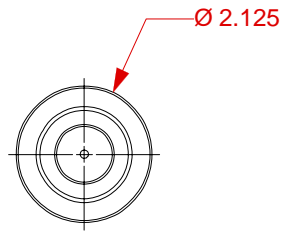
EFFECTIVITY	REV	DESCRIPTION	DATE	APPROVED
FUTURE	A	FIRST RELEASE ISSUE	10 / 21 / 03	

NOTES:

1. MOTOR ASSEMBLY SHOWN WITH OVERALL EXTERIOR DIMENSIONS.



VIEW AFT CLOSURE



VIEW FORWARD CLOSURE

SUPPLIER DATA

RELOAD KIT IDENTIFICATION

UNLESS OTHERWISE SPECIFIED DIMENSIONS ARE IN INCHES

QTY	PART NUMBER	DESCRIPTION	ITEM
		LIST OF MATERIAL	

.XX
+/- .010

.XXX
+/- .005

ANGLES
+/- 2 deg.

MATERIAL

FINISH

CONTRACT NUMBER



2113 W. 850 N. Street
Cedar City, Utah 84720
(435) 865-7100 (Ph)
(435) 865-7120 (Fax)

PREP B. ROSENFIELD 10 / 03
CHKR

HP 54/2560 MOTOR
DIMENSIONAL DRAWING

APVD
APVD

SIZE A NUMBER

ASSY DWG

SCALE 1 / 3

SHEET 1 OF 1

PART NUMBER

DESCRIPTION

8

7

6

5

4

3

2

1